

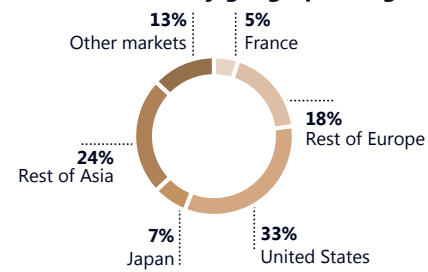


Dom Pérignon

EURO millions	2018	2019
Revenue	5 143	5 576
Profit from recurring op.	1 629	1 729
Operating margin	31.7%	31.0%
Operating investments	298	325
<i>Million of bottles</i>		
Sales in volume		
Champagne	64,9	64,7
Cognac	93,3	98,7

WINES & SPIRITS

2019 revenue by geographic region In %

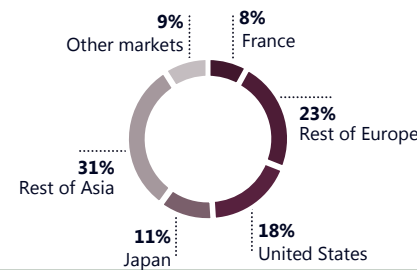


Louis Vuitton

EURO millions	2018	2019
Revenue	18 455	22 237
Profit from recurring op.	5 943	7 344
Operating margin	32.2%	33.0%
Operating investments	827	1 199
Number of stores	1 852	2 002

FASHION & LEATHER GOODS

2019 revenue by geographic region In %

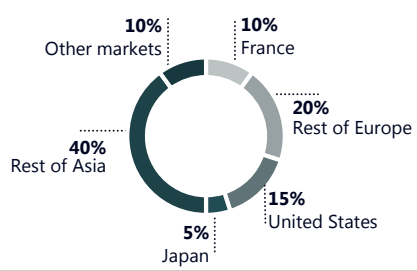


Parfums Christian Dior

EURO millions	2018	2019
Revenue	6 092	6 835
Profit from recurring op.	676	683
Operating margin	11.1%	10.0%
Operating investments	330	378
Number of stores	354	426

PERFUMES & COSMETICS

2019 revenue by geographic region In %

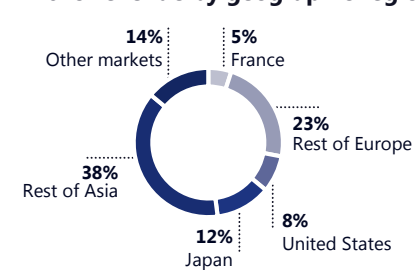


Bulgari

EURO millions	2018	2019
Revenue	4 123	4 405
Profit from recurring op.	703	736
Operating margin	17.1%	16.7%
Operating investments	303	296
Number of stores	428	457

WATCHES & JEWELRY

2019 revenue by geographic region In %

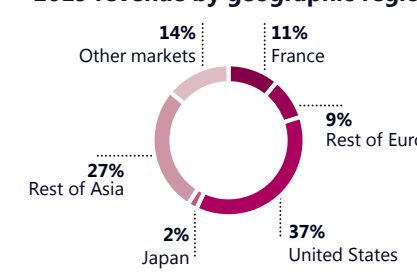


Sephora

EURO millions	2018	2019
Revenue	13 646	14 791
Profit from recurring op.	1 382	1 395
Operating margin	10.1%	9.4%
Operating investments	537	659
Number of stores	1 940	2 011

SELECTIVE RETAILING

2019 revenue by geographic region In %



LVMH