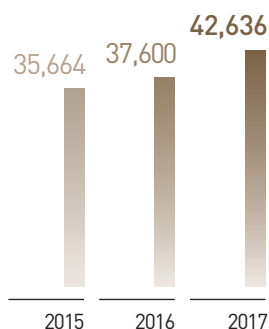


FINANCIAL HIGHLIGHTS

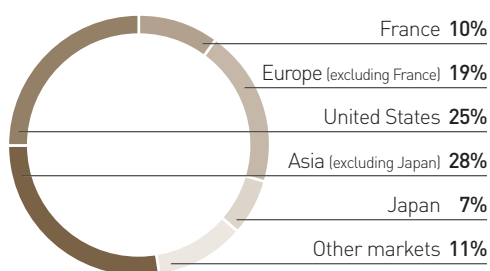
Revenue

(EUR millions)

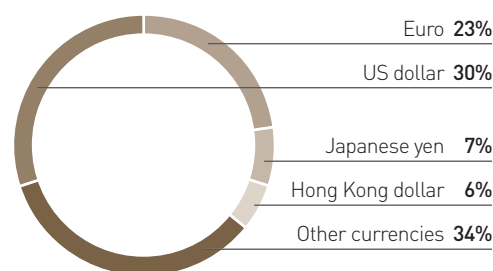


Revenue by business group (EUR millions)	2017	2016	2015
Wines and Spirits	5,084	4,835	4,603
Fashion and Leather Goods	15,472	12,775	12,369
Perfumes and Cosmetics	5,560	4,953	4,671
Watches and Jewelry	3,805	3,468	3,308
Selective Retailing	13,311	11,973	11,193
Other activities and eliminations	(596)	(404)	(480)
Total	42,636	37,600	35,664

Revenue by geographic region of delivery

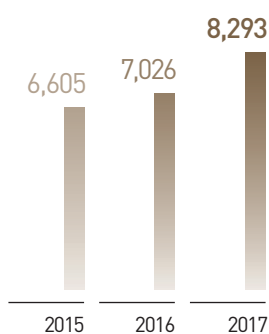


Revenue by invoicing currency



Profit from recurring operations

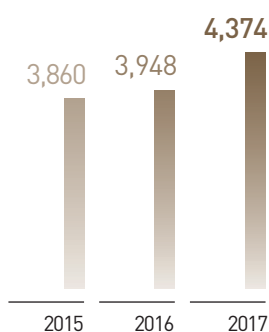
(EUR millions)



Profit from recurring operations by business group (EUR millions)	2017	2016	2015
Wines and Spirits	1,558	1,504	1,363
Fashion and Leather Goods	4,905	3,873	3,505
Perfumes and Cosmetics	600	551	524
Watches and Jewelry	512	458	432
Selective Retailing	1,075	919	940
Other activities and eliminations	(357)	(279)	(159)
Total	8,293	7,026	6,605

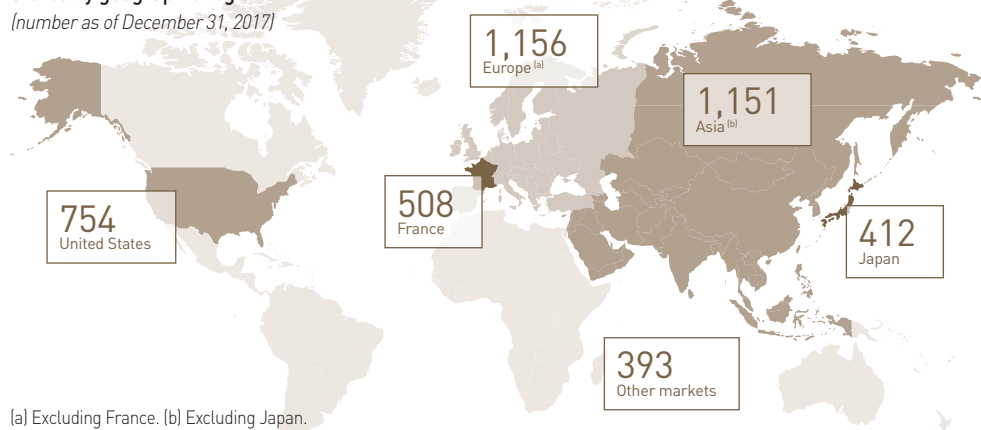
Stores

(number)



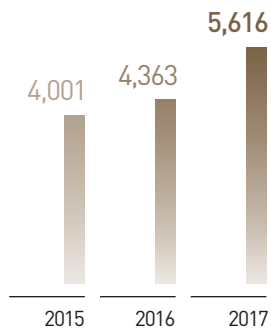
Stores by geographic region

(number as of December 31, 2017)

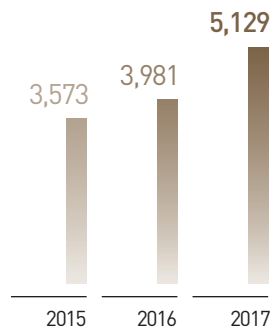


(a) Excluding France. (b) Excluding Japan.

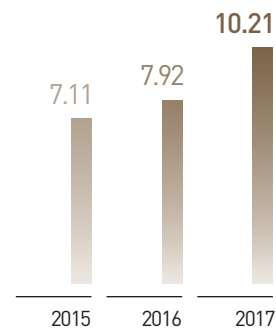
Net profit
(EUR millions)



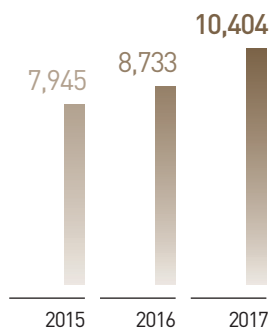
Net profit, Group share
(EUR millions)



Basic Group share of net earnings per share
(EUR)

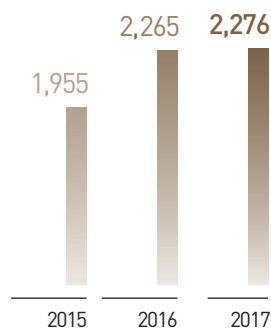


Cash from operations before changes in working capital (a)
(EUR millions)

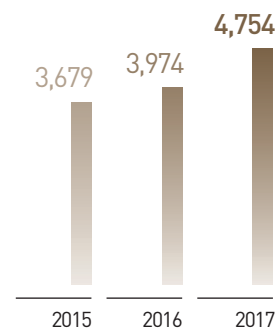


(a) Before interest and tax paid.

Operating investments
(EUR millions)

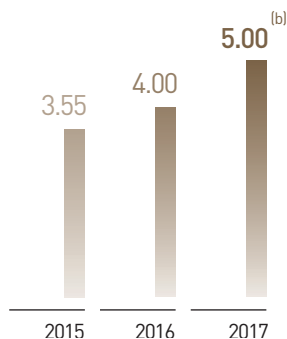


Free cash flow (a)
(EUR millions)



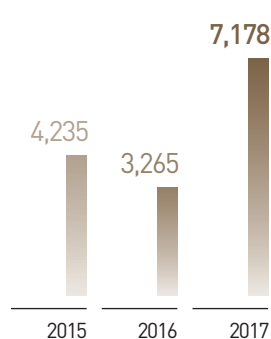
(a) Net cash from operating activities and operating investments.

Dividend per share (a)
(EUR)



(a) Gross amount paid for fiscal year, excluding the impact of regulations applicable to the recipient.
(b) Amount proposed at the Shareholders' Meeting of April 12, 2018.

Net financial debt (a)
(EUR millions)



(a) Excluding purchase commitments for minority interests included in Other non-current liabilities. See Note 18.1 to the condensed consolidated financial statements for definition of net financial debt.

Equity and Net financial debt/Equity ratio
(EUR millions and percentage)

